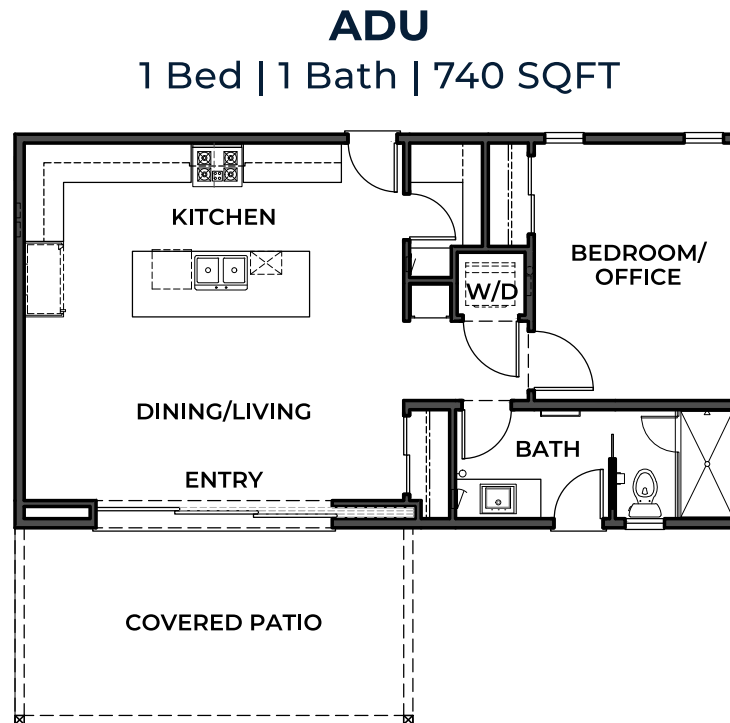
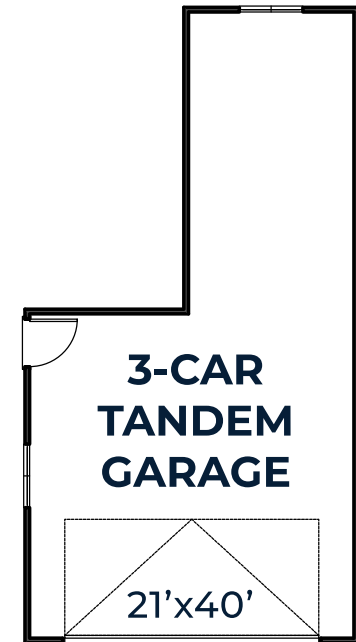


**ADU**  
1 Bed | 1 Bath | 800 SQFT

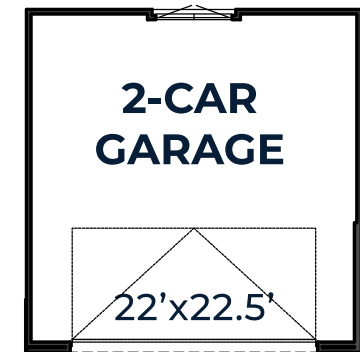


**ADU**  
1 Bed | 1 Bath | 740 SQFT



**3-CAR  
TANDEM  
GARAGE**

21'x40'



**2-CAR  
GARAGE**

22'x22.5'

## ADUs + Detached Garages

House square footage and lot size is approximate. In an effort to continuously improve our homes, the builder reserves the right to change floor plans, specifications and prices without notice. Special wall and window treatments, upgraded floor coverings, landscaping, custom design walk and patio treatments and many other items featured in and around the model homes are decorator suggested and not included in the purchase price. Maps, photographs, renderings, and landscaping are illustrative and conceptual. DRE#01795950 🏠